

SFC-200 Series Fire Alarm Control Panels



Description

Summit's SFC-200 Series fire alarm control panels consist of six and twelve zone models which are equipped with a two line by 20 character back-lit LCD display, numerical keypad and an integrated UDACT/Digital Communicator. The SFC-200 Series family also includes a 12 zone model equipped with an LED display and an integrated UDACT/Digital Communicator. In addition the SFC-200 Series family includes remote LCD annunciators, LED annunciators and remote smart relay modules.

The SFC-200 Series panels are ideal for both new and retrofit applications. Designed for small to medium commercial, institutional and industrial occupancies, these panels are powerful enough to meet today's installation demands. The SFC-200 Series panels are configurable by the keypad for onsite programming or by a PC for both onsite and remote programming. Easy to install and simple to operate and configure, the SFC-200 Series panels enable the installer to configure the system to meet their specific requirements.

The SFC-200 Series panels are equipped with a 5 Amp power supply, 4-wire resettable smoke power supply (300mA max.), an interSFCce for a Remote Trouble Indicator (SRTI-200) and an RS-485 interSFCce for remote LCD annunciators, LED annunciators and Remote Smart Relay modules.

All SFC-200 Series panels come complete with a red door, black enclosure, durable CAT-30 lock and key and space to mount up to 12 AH batteries. Optional trim rings are available for semi-flush mounting.

Features

- Available in six and twelve zone models
- Available in LED and LCD Display configurations
- LCD Display versions are equipped with a 2 line by 20 character back-lit LCD display and numerical keypad
- Integrated UDACT/Digital Communicator on select models
- Front panel and PC programmable
- LED Display versions are front panel (using CFG-300 configuration tool) and PC programmable
- Remote upload/download capabilities
- Base panel is equipped with Class "B" (Style "B") initiating circuits which may be configured as Class "A" (Style "D") using a Class "A" converter module
- Initiating circuits may be configured as Alarm, Verified Alarm, Waterflow Alarm, Sprinkler Alarm, Latching or Non-Latching Supervisory, Monitor and Trouble-Only
- Base panel is equipped with Class "B" (Style "Y") indicating circuits which may be configured as Class "A" (Style "Z") using a Class "A" signal converter module
- Audible signals may be configured for Steady, Temporal Code, California Code and March Time
- Indicating Circuits may be configured as Silenceable or Non-Silenceable for both signals and strobes
- Built-in sync protocols for the following strobe manufacturers: Mircom, Amseco, System Sensor, Gentex, Faraday and Wheelock
- Relay contacts for Common Alarm, Auxiliary/Alarm (Disconnectable), Common Supervisory and Common Trouble
- Configurable Signal Silence Inhibit, Auto Signal Silence and One-Man Walk Test
- Subsequent Alarm, Supervisory, and Trouble operation
- RS-485 Interface for Remote LED Annunciators, LCD Annunciators and Remote Smart Relay Modules
- Two event history logs comprised of a 200 event alarm log for alarm related events and a 200 event general log for all other events
- 5 Amp Power Supply
- Optional modules for additional internal relay circuits and City Tie/Polarity Reversal
- Optional trim rings for semi-flush mounting
- Complies with UL 864 9th Edition requirements



S24005



7165-1665:101

Features

Initiating Circuits

The SFC-200 Series panels are equipped with Class “B” (Style “B”) initiating circuits with individual disconnect buttons. The initiating circuits may be configured as Class “A” (Style “D”) using an SICA-206 Class “A” converter adder module. Each initiating circuit has two LEDs; one dual colour (Red/Amber) for Alarm and Supervisory and one Trouble LED (Amber).

Each initiating circuit may be configured for one of the following modes of operation:

- Alarm (Without smoke detector verification)
- Verified Alarm (With smoke detector verification)
- Waterflow Alarm (Water flow sensors)
- Sprinkler Alarm (Sprinkler flow sensors)
- Latching Supervisory
- Non-Latching Supervisory
- Monitor (non-latching input used mainly for correlating to a relay circuit)
- Trouble-Only (for monitoring a trouble condition from an external device)

i3 Series Protocol

The SFC-200 Series panels have the i3 Series protocol built-in. The panels support the two-wire i3 Series smoke detectors (2W-B/2WT-B). These i3 series detectors communicate with the SFC-200 to provide the following status information:

Open circuit trouble

This trouble indicates that loop is broken.

Communication trouble

This trouble indicates that there is a fault in the line or the line is too noisy, the panel cannot communicate with the devices.

Dirty device

The devices on the i3 zone are dirty.

Out of sensitivity

The devices on the i3 zone is out of sensitivity and cannot detect an alarm condition.

Freeze trouble

The device has detected a freeze condition, e.g. the temperature is below 41°F / 5 °C (available only on model 2WT-B))

The built-in protocol removes the need for the 2W-MOD Maintenance Module.

Indicating Circuits

The SFC-200 Series panels are equipped with Class “B” (Style “B”) indicating circuits with individual disconnect buttons. The indicating circuits may be configured as Class “A” (Style “Z”) using an SOCA-204 or SOCA-202 Class “A” signal converter adder module. Each indicating circuits has an individual trouble LED (Amber).

The audible signals may be configured for Steady, Temporal Code, California Code and March Time.

Each of the indicating circuits may be configured for one of the following modes of operation:

- Silenceable Signal
- Non-Silenceable Signal
- Silenceable Strobe
- Non-Sileneceable Strobe

The SFC-200 has built-in sync protocols for the following strobe manufacturers; Summit, Amseco, System Sensor, Gentex, Faraday and Wheelock.

UDACT/Digital Communicator

Select SFC-200 Series panels are equipped with a fully integrated UDACT/Digital Communicator which allows for the reporting of events to a monitoring facility. The UDACT/Digital Communicator can be configured for single or dual line operation and uses the Security Industry Association (SIA) and Ademco Contact ID protocols. The UDACT/Digital Communicator is configured via the main display and keypad on the main panel.

In addition to its reporting functions, the integrated UDACT/Digital Communicator can be used to connect to the SFC-200 panel from remote computers for uploading and downloading of configuration data. It also allows for the viewing of the event history logs. The SFC-200 series panels have two event history logs comprised of a 200 event alarm log for alarm related events and a 200 event general log for all other events.

The integrated UDACT/Digital Communicator can be configured for either DACT or UDACT operation. In DACT mode the Digital Communicator reports common alarm, trouble and supervisory information. In UDACT mode the Digital Communicator reports point specific information.

SFC-200 Series LCD Version Models



SFC-200-6DR / SFC-200-6DDR Six Zone LCD Display Fire Alarm Control Panels

The SFC-200-6DR and SFC-200-6DDR are equipped with six Class “B” (Style “B”) initiating circuits and two Class “B” (Style “Y”) indicating circuits rated @ 1.7 Amps maximum. (Total of 5 Amps) The SFC-200-6DDR is equipped with a built-in UDACT/Digital Communicator. One SICA-206 Six Initiating Circuit Class “A” Converter Modules may be used for Class “A” (Style “D”) wiring of the initiating circuits. One SOCA-202 Two Indicating Circuit Class “A” Converter Module may be used for Class “A” (Style “Z”) wiring of the indicating circuits. The cabinet will support up to 12 AH batteries. The panels can be semi-flush mounted with the optional SFC-200TRB trim ring.

Dimensions

SFC-200-6DR:	20”H x 14.5”W x 4.5”D
SFC-200-6DDR:	20”H x 14.5”W x 4.5”D
SFC-200TRB:	22.5”H x 17”W

SFC-200 Series LED Version Models



SFC-200-6LR / SFC-200-6LDR Six Zone LED Display Fire Alarm Control Panels

The SFC-200-6LR and SFC-200-6LDR are equipped with six Class “B” (Style “B”) initiating circuits and two Class “B” (Style “Y”) indicating circuits rated @ 1.7 Amps maximum. (Total of 5 Amps) The SFC-200-6LDR is equipped with a built-in UDACT/Digital Communicator. One SICA-206 Six Initiating Circuit Class “A” Converter Modules may be used for Class “A” (Style “D”) wiring of the initiating circuits. One SOCA-202 Two Indicating Circuit Class “A” Converter Module may be used for Class “A” (Style “Z”) wiring of the indicating circuits. The cabinet will support up to 12 AH batteries. The panels can be semi-flush mounted with the optional SFC-200TRB trim ring.

Dimensions

SFC-200-6LR:	20”H x 14.5”W x 4.5”D
SFC-200-6LDR:	20”H x 14.5”W x 4.5”D
SFC-200TRB:	22.5”H x 17”W



SFC-201-12DDR Twelve Zone LCD Display Fire Alarm Control Panel with UDACT/Digital Communicator

The SFC-201-12DDR is equipped with twelve Class “B” (Style “B”) initiating circuits and four Class “B” (Style “Y”) indicating circuits @ 1.7 Amps maximum. (Total of 5Amps). One SICA-206 Six Initiating Circuit Class A Converter Module may be used for Class “A” (Style “D”) wiring of the initiating circuits. One SOCA-204 Four Indicating Circuit Class “A” Converter Module may be used for Class “A” (Style “Z”) wiring of the Indicating circuits. The SFC-201-12DDR has a built-in UDACT/Digital Communicator and the cabinet will support up to 12 AH batteries. The panel can be semi-flush mounted with the optional SFC-UNIV-TRB trim ring.

Dimensions

SFC-201-12DDR:	26”H x 14.5”W x 4.5”D
SFC-UNIV-TRB:	28.5”H x 17”W



SFC-201-12LDR Twelve Zone LED Display Fire Alarm Control Panel with UDACT/Digital Communicator

The SFC-201-12LDR is equipped with twelve Class “B” (Style “B”) initiating circuits and four Class “B” (Style “Y”) indicating circuits rated @ 1.7 Amps maximum. (Total of 5 Amps) Two SICA-206 Six Initiating Circuit Class “A” Converter Modules may be used for Class “A” (Style “D”) wiring of the initiating circuits. One SOCA-204 Four Indicating Circuit Class “A” Converter Module may be used for Class “A” (Style “Z”) wiring of the indicating circuits. The SFC-201-12LDR has a built-in UDACT/Digital Communicator and the cabinet will support up to 12 AH batteries. The panel can be semi-flush mounted with the optional SFC-UNIV-TRB trim ring.

Dimensions


SFC-201-12LDR:	26”H x 14.5”W x 4.5”D
SFC-UNIV-TRB:	28.5”H x 17”W

Remote Annunciators




SRAM-200LCDR Remote LCD Annunciator

The SRAM-200LCDR provides remote LCD annunciation through a two line by 20 character LCD display. The SRAM-200LCDR provides control switches for System Reset, Signal Silence, Fire Drill and Acknowledge as well as a numeric keypad to access the menu functions. The common control functions can be disabled on a per function basis. The SRAM-200LCDR has LED indicators for A.C. On, Alarm, Supervisory, Trouble and CPU Fail. The SRAM-200LCDR is available in a red enclosure and comes complete with a CAT-30 lock and key.



SRAM-208R/SRAM-216R Remote LED Annunciators

The SRAM-208R and SRAM-216R provide 8 or 16 points respectively of LED annunciation. Both models feature bi-coloured LEDs which are configurable for either Alarm (red) or Supervisory (amber). The LED annunciators have indicators for A.C. On, Common Trouble and Signal Silence and control switches for System Reset, Signal Silence, Lamp Test and Buzzer Silence. The SRAM-208R and SRAM-216R are equipped with a keyswitch which allows for enabling and disabling of the Common Control functions. Both models are available in a red finish and mount in a 4-gang electrical box.



SRAM-316 Remote LED Annunciator

The SRAM-316 Remote LED Annunciator provides 16 points of LED annunciation. The SRAM-316 comes standard with bi-coloured LEDs which are automatically configured for either Alarm (Red) or Supervisory (Amber). The SRAM-316 has indicators for A.C. On, Common Trouble and Signal Silence and controls for System Reset, Lamp Test, Fire Drill, Buzzer Silence and Signal Silence. In addition it allows for the control switches to be disabled on a per function basis. In addition the SRAM-316 provides individual trouble LEDs. The SRAM-316 mounts in a SBB-301R enclosure.

SSR-212R Smart Relay Module


The SSR-212R provides twelve Form C configurable relay circuits, rated @ 28 VDC, 1 amp (resistive). Each circuit can be configured as a Normally Open (N.O.) or Normally Closed (N.C.) contact. Each relay is equipped with an LED that is lit when the relay is energized. The relays can be configured as relay per zone (1 to 1), Common on Alarm, Common on Supervisory or programmable for a logical or adjacent zone configuration. An adjacent zone configuration will turn on an adjacent zone when the configured zone is active. A chaining configuration allows for multiple relays to turn on. The SSR-212R is DIP switch configurable and connects to the RS-485 bus. The SSR-212R come complete with a red enclosure and a CAT-30 lock and key.



SRTI-200 Remote Trouble Indicator


Summit's Remote Trouble Indicator provides remote annunciation of fire alarm troubles. The SRTI-200 mounts onto a standard single gang electrical box.

Adder Modules




SICA-206 Six Initiating Circuit Class "A" Converter Module

The SICA-206 converts six Class "B" (Style "B" initiating circuits on the SFC-200 main board to Class "A" (Style "D") circuits. The SICA-206 is equipped with wire leads to connect to the SFC-200 main board. It mounts to the right of the main board Class "B" (Style "B") initiating circuits. Two SICA-206 modules are required to convert all twelve initiating circuits on an SFC-201-12 series panel.




SOCA-204 Four Indicating Circuit Class "A" Converter Module

The SOCA-204 converts four Class "B" (Style "Y") indicating circuits on the SFC-200 main board to Class "A" (Style "Z") circuits. The SOCA-204 is equipped with wire leads to connect to the SFC-200 main board. It mounts to the right of the main board Class "B" (Style "Y") indicating circuits and is used with the SFC-201-12 series panels.




SOCA-202 Two Indicating Circuit Class "A" Converter Module

The SOCA-202 converts two Class "B" (Style "Y") indicating circuits on the SFC-200 main board to Class "A" (Style "Z") circuits. The SOCA-202 is equipped with wire leads to connect to the SFC-200 main board. It mounts to the right of the main board Class "B" (Style "Y") indicating circuits and is used with the SFC-200-6 series panels.



SRM-206/SRM-212 Relay Circuit Adder Modules

The SRM-206 provides six Form C configurable relay circuits, rated @ 28 VDC, 1 amp (resistive). The SRM-212 provides twelve Form C configurable relay circuits, rated @ 28 VDC, 1 amp (resistive). On both models each circuit can be configured as a Normally Open (N.O.) or Normally Closed (N.C.) contact. Each relay is equipped with an LED that is lit when the relay is energized. The relays can be configured as relay per zone (1 to 1), Common on Alarm, Common on Supervisory or programmable for logical or adjacent zone configuration. An adjacent zone configuration will turn on adjacent zone when configured zone is active. A chaining configuration allows for multiple relays to turn on.



SPR-200 Polarity Reversal/City Tie Module

The SPR-200 provides outputs for city box and polarity reversal applications. As a city tie module the SPR-200 provides an interface between the control panel indicating circuits and a master box. It provides off-premises signal transmission for systems that must comply with NFPA requirements for Auxiliary Protective Systems. As a polarity reversal module the SPR-200 provides an interface between the control panel and a reverse polarity receiver. It provides off-premises signal transmission for systems that must comply with NFPA requirements.



SELR-200 Active End-of-Line Resistors

The SELR-200 are power saving End-of-Line resistors which eliminates the need for an additional battery cabinet or larger batteries in order to meet the 60 hour standby requirement. (Please refer to *Battery Calculation Chart in manual for more details.*) The SELR-200 can also be used when larger batteries than can fit in the cabinet are required. The SELR-200 are available with or without a mounting plate.



CFG-300 Configuration Tool

The CFG-300 Configuration Tool is required for onsite front panel programming of the SFC-200 Series LED version panels. The CFG-300 plugs into the SFC-200 main board to provide a two line by 20 character LCD display. The SFC-200 Series LED version panels are configured using the CFG-300 and push buttons on the main board. In configuration mode, the initiating and indicating circuit disconnect buttons act as function keys. Removing the zone labels reveals the programming function buttons. The CFG-300 tool is used for configuration purposes only and not for normal operation.

Specifications

AC Input	
120VAC @ 60Hz	
Standby Power	
24VDC standby batteries	
Charging Capability	
4 to 12 AH	
Current Consumption	
Standby	283mA
Alarm	560mA
Indicating Circuits	
Power limited / 24VDC unfiltered / 1.7A @ 49°C per circuit. Maximum 5 Amps.	
Aux supply (non resetable)	
Power limited / 22.3VDC regulated / 500mA max	
4-wire smoke supply (resetable)	
Power limited/22.3VDC regulated / 300mA max	
Unfiltered supply (full wave rectified)	
Power limited / 24VDC unfiltered / 1.7A max at 49°C	
Auxiliary Relays (Common alarm/supv/trb/ and auxiliary second alarm)	
FormC / 28VDC / 1A max	

Ordering Information

Model Number	Description
Control Panels	
SFC-200-6DR	Six Zone LCD Display Fire Alarm Control Panel
SFC-200-6DDR	Six Zone LCD Display Fire Alarm Control Panel with built-in UDACT/Digital Communicator
SFC-201-12DDR	Twelve Zone LCD Display Fire Alarm Control Panel with built-in UDACT/Digital Communicator
SFC-200-6LR	Six Zone LED Display Fire Alarm Control Panel
SFC-200-6LDR	Six Zone LED Display Fire Alarm Control Panel with built-in UDACT/Digital Communicator
SFC-201-12LDR	Twelve-Zone LED Display Fire Alarm Control Panel with UDACT/Digital Communicator
Remote Annunciators and Modules	
SRAM-200LCDR	Remote LCD Annunciator
SRAM-208R	Eight zone Remote LED Annunciator
SRAM-216R	Sixteen zone Remote LED Annunciator
SRAM-316	Sixteen zone Remote LED Annunciator
SSR-212R	Remote Relay Module
SRTI-200	Remote Trouble Indicator
SBB-301R	Red Semi-Flush Enclosure for SRAM-316
SBB-301WPR	Red Semi-Flush Weatherproof Enclosure for SRAM-316
TH-101	Heater Kit for use with SBB-301WPR
Adder Modules	
SICA-206	Six Initiating Circuit Class "A" Converter Module
SOCA-204	Four Indicating Circuit Class "A" Converter Module
SOCA-202	Two Indicating Circuit Class "A" Converter Module
SRM-206	Six Relay Circuit Adder Module
SRM-212	Twelve Relay Circuit Adder Module
SPR-200	Polarity Reversal/City Tie Module
SELR-200	Active End-of-Line Resistor
Accessories	
CFG-300	Configuration Tool for SFC-201-12LDR
SFC-200TRB	Black Semi-Flush Trim Ring for SFC-200-6 enclosures
SFC-UNIV-TRB	Black Universal Semi-Flush Trim Ring for SFC-201-12 enclosures
SUIMA	Universal Programming Tool
SFC-200-DF	Dead Front for SFC-200-6DR/SFC-200-6DDR
SFC-201-DF	Dead Front for SFC-201-12DDR